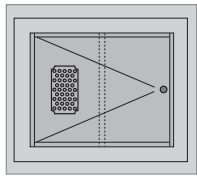


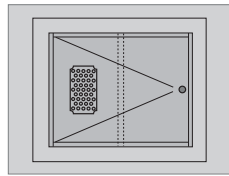
Top Guide - HOT/COLD

36"



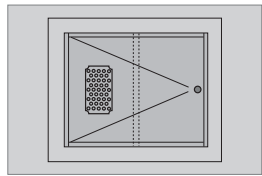
TSHC-36001

42"

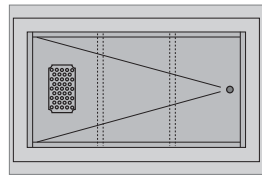


TSHC-42001

48"



TSHC-48001



TSHC-48002

For additional Round HOT drop-in components use the following:

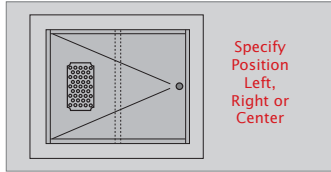


7 qt. 10" OD Round Warmers
TSH-7 P.O.A.



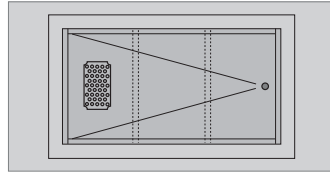
11 qt. 12" OD Round Warmers
TSH-11 P.O.A.

62"

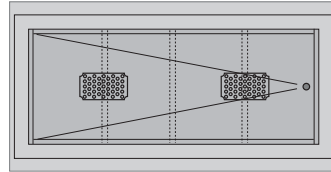


TSHC-62001

Specify Position Left, Right or Center

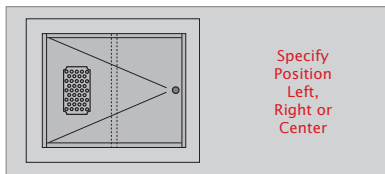


TSHC-62002



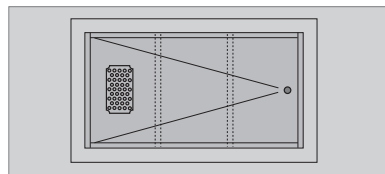
TSHC-62003

74"

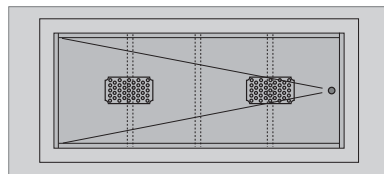


TSHC-74001

Specify Position Left, Right or Center

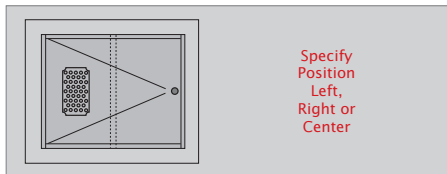


TSHC-74002



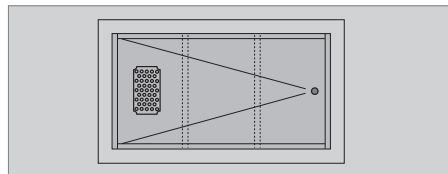
TSHC-74003

84"

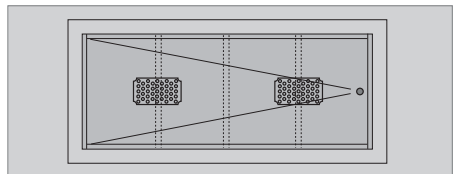


TSHC-84001

Specify Position Left, Right or Center

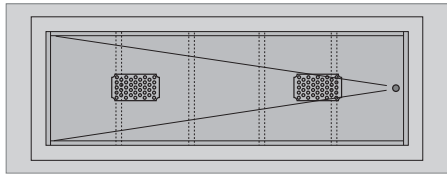


TSHC-84002



TSHC-84003

84"



TSHC-84004

96"

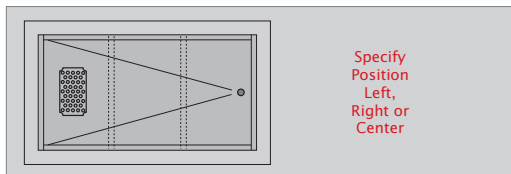


TSHC-96001

Specify Position Left, Right or Center

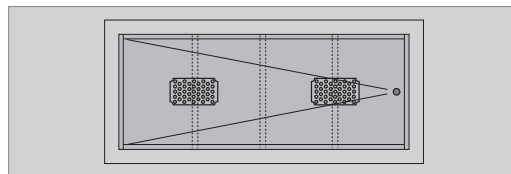
Customer's Side
↑
Operator's Side
↓

96"

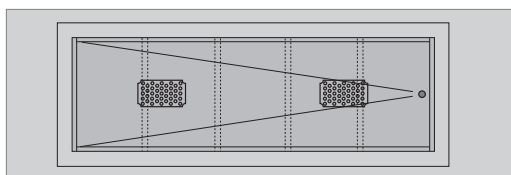


TSHC-96002

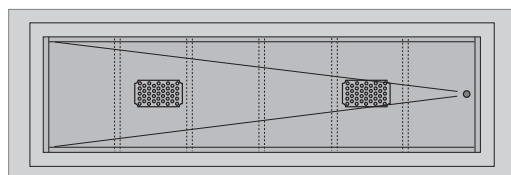
Specify Position Left, Right or Center



TSHC-96003



TSHC-96004



TSHC-96005