

Hot/Cold - SERVERY SYSTEMS

Tarrison Hot/Cold Servery Systems provide total flexibility in menu planning. With the flip of a switch, these units convert from bain marie style warmers to self contained refrigerated cold wells. Hot/Cold Serverys have the same quality features as Tarrison Hot Servery and Tarrison Cold Servery with the added bonus of 'two units in one' for a unique space saving opportunity and daypart menu planning. Combine these units with Round Hot Drop-ins for added flexibility.

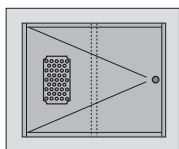


48" Hot/Cold Servery
Model No. TSHC-48002
shown with optional laminate panels, sneeze
guard and tray rail

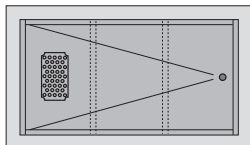
- Available in standard lengths of 36", 42", 48", 62", 74", 84" & 96"
- Standard depth 32"
- 19 different top configurations available by simply choosing from the following Top Guide
- Single control switch to change from Hot to Cold
- Can be combined with additional hot round or rectangle wells

Additional Options Available:

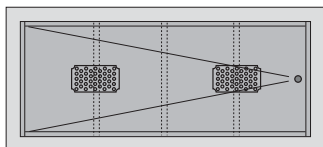
- Solid Surface Tops
- Sneeze Guards
- Single and Double Overshelves
- Sliding Doors
- Electrical Load Centre
- Tray Rails
- Kick Plates
- Many more to choose from



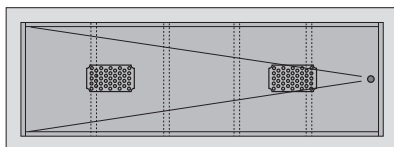
Two Pan 12x20" - 32.75" x 27.125" OD



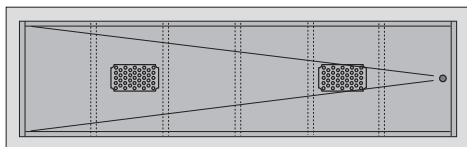
Three Pan 12x20" - 46.5" x 27.125" OD



Four Pan 12x20" - 60.25" x 27.125" OD



Five Pan 12x20" - 74" x 27.125" OD



Six Pan 12x20" - 87.75" x 27.125" OD

Item Number	Description (R=Rectangle)	Bain Marie on 208V		Refrigerated on 115V	
		Watts	Amps	HP	Amps
TSHC-36001	2R	1900	9.0	1/4	5.5
TSHC-42001	2R	1900	9.0	1/4	5.5
TSHC-48001	2R	1900	9.0	1/4	5.5
TSHC-48002	3R	3000	14.4	1/3	7.0
TSHC-62001	2R	1900	9.0	1/4	5.5
TSHC-62002	3R	3000	14.4	1/3	7.0
TSHC-62003	4R	3800	18.1	1/2	7.5
TSHC-74001	2R	1900	9.0	1/4	5.5
TSHC-74002	3R	3000	14.4	1/3	7.0
TSHC-74003	4R	3800	18.1	1/2	7.5
TSHC-84001	2R	1900	9.0	1/4	5.5
TSHC-84002	3R	3000	14.4	1/3	7.0
TSHC-84003	4R	3800	18.1	1/2	7.5
TSHC-84004	5R	6000	28.9	3/4	15.3
TSHC-96001	2R	1900	9.0	1/4	5.5
TSHC-96002	3R	3000	14.4	1/3	7.0
TSHC-96003	4R	3800	18.1	1/2	7.5
TSHC-96004	5R	6000	28.9	3/4	15.3
TSHC-96005	6R	6000	28.9	3/4	15.3