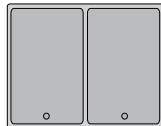


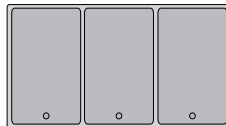
HOT Drop-In Components



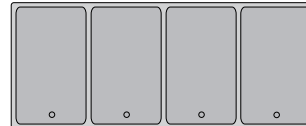
Single Pan 12x20"
Top-Mount Warmers
13.75" x 21.75" OD



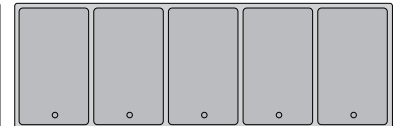
Two Pan 12x20"
Top-Mount Warmers
29.5" x 23.625" OD



Three Pan 12x20"
Top-Mount Warmers
43.5" x 23.625" OD



Four Pan 12x20"
Top-Mount Warmers
57.5" x 23.625" OD



Five Pan 12x20"
Top-Mount Warmers
71.5" x 23.625" OD

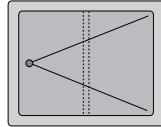


7 qt. 10" OD
Round Warmers

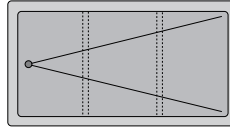


11 qt. 12" OD
Round Warmers

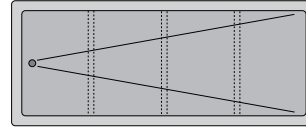
Top guides shown with 11 qt.
unless otherwise marked.



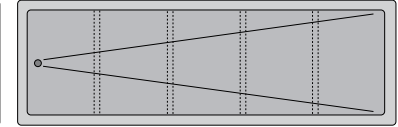
Bain Marie
Style Warmers
29.5" x 23.625" OD



Bain Marie
Style Warmers
43.5" x 23.625" OD



Bain Marie
Style Warmers
57.5" x 23.625" OD



Bain Marie
Style Warmers
71.5" x 23.625" OD

Sizes nominal, detailed specifications available upon request. Specifications subject to change without notice.

Model Number	Description (R=Rectangle; RD=Round)	Total Watts 208V	Single Phase Amperage
TSH-24001	1R	900	4.3
TSH-24002	2RD	1240	6.0
TSH-30001	1R	900	4.3
TSH-30002	1R, 2RD	2140	10.3
TSH-30003	2RD, 1R	2140	10.3
TSH-30004	2RD	1240	6.0
TSH-30005	4RD	2480	12.0
TSH-36001	1R	900	4.3
TSH-36002	1R, 2RD	2140	10.3
TSH-36003	2RD, 1R	2140	10.3
TSH-36004	2R	1800	8.7
TSH-36005	2RD	1240	6.0
TSH-36006	4RD	2480	12.0
TSH-42001	1R	900	4.3
TSH-42002	1R, 1RD	1520	7.3
TSH-42003	1R, 2RD	2140	10.3
TSH-42004	2RD, 1R	2140	10.3
TSH-42005	2R	1800	8.7
TSH-42006	2RD	1240	6.0
TSH-42007	4RD	2480	12.0
TSH-48001	1R	900	4.3
TSH-48002	1R, 2RD	2140	10.3
TSH-48003	2RD, 1R	2140	10.3
TSH-48004	1R, 4RD	3380	16.3
TSH-48005	4RD, 1R	3380	16.3
TSH-48006	2R	1800	8.7
TSH-48007	2R, 2RD	3040	14.7
TSH-48008	2RD, 2R	3040	14.7
TSH-48009	3R	2700	13.0
TSH-48010	2RD	1240	6.0
TSH-48011	4RD	2480	12.0
TSH-48012	4RD	2480	12.0
TSH-48013	6RD	3720	18.0
TSH-62001	1R	900	4.3
TSH-62002	1R, 2RD	2140	10.3
TSH-62003	1R, 4RD	3380	16.3
TSH-62004	1R, 6RD	4620	22.3
TSH-62005	2R	1800	8.7
TSH-62006	2RD, 2R	3040	14.7
TSH-62007	2R, 4RD	4280	20.7
TSH-62008	4RD, 2R	4280	20.7
TSH-62009	3R	2700	13.0
TSH-62010	3R, 2RD	3940	19.0
TSH-62011	2RD, 3R	3940	19.0
TSH-62012	4R	3600	17.3
TSH-62013	2RD	1240	6.0
TSH-62014	4RD	2480	12.0
TSH-62015	6RD	3720	18.0

Model Number	Description (R=Rectangle; RD=Round)	Total Watts 208V	Single Phase Amperage
TSH-62016	8RD	4960	24.0
TSH-74001	1R	900	4.3
TSH-74002	1R, 2RD	2140	10.3
TSH-74003	1R, 4RD	3380	16.3
TSH-74004	1R, 6RD	4620	22.3
TSH-74005	2R	1800	8.7
TSH-74006	2R, 2RD	3040	14.7
TSH-74007	2R, 4RD	4280	20.7
TSH-74008	4RD, 2R	4280	20.7
TSH-74009	3R	2700	13.0
TSH-74010	3R, 2RD	3940	19.0
TSH-74011	2RD, 3R	3940	19.0
TSH-74012	4R	3600	17.3
TSH-74013	2RD	1240	6.0
TSH-74014	4RD	2480	12.0
TSH-74015	6RD	3720	18.0
TSH-74016	8RD	4960	24.0
TSH-74017	5R	4500	21.6
TSH-84001	1R	900	4.3
TSH-84002	1R, 2RD	2140	10.3
TSH-84003	1R, 4RD	3380	16.3
TSH-84004	1R, 6RD	4620	22.3
TSH-84005	2R	1800	8.7
TSH-84006	2R, 2RD	3040	14.7
TSH-84007	2R, 4RD	4280	20.7
TSH-84008	3R	2700	13.0
TSH-84009	3R, 2RD	3940	19.0
TSH-84010	3R, 4RD	5180	25.0
TSH-84011	4R	3600	17.3
TSH-84012	4R, 2RD	4840	23.3
TSH-84013	5R	4500	21.6
TSH-84014	2RD	1240	6.0
TSH-84015	4RD	2480	12.0
TSH-84016	6RD	3720	18.0
TSH-84017	8RD	4960	24.0
TSH-84018	10RD	6200	30.0
TSH-96001	1R	900	4.3
TSH-96002	1R, 2RD	2140	10.3
TSH-96003	1R, 4RD	3380	16.3
TSH-96004	1R, 6RD	4620	22.3
TSH-96005	2R	1800	8.7
TSH-96006	2R, 2RD	3040	14.7
TSH-96007	2R, 4RD	4280	20.7
TSH-96008	2R, 6RD	5520	26.7
TSH-96009	3R	2700	13.0
TSH-96010	3R, 2RD	3940	19.0
TSH-96011	3R, 4RD	5180	25.0
TSH-96012	3R, 6RD	6420	31.0

Model Number	Description (R=Rectangle; RD=Round)	Total Watts 208V	Single Phase Amperage
TSH-96013	4R	3600	17.3
TSH-96014	4R, 2RD	4840	23.3
TSH-96015	4R, 4RD	6080	29.3
TSH-96016	5R	4500	21.6
TSH-96017	5R, 2RD	5740	27.6
TSH-96018	2RD	1240	6.0
TSH-96019	4RD	2480	12.0
TSH-96020	6RD	3720	18.0
TSBM-36001	2R	1800	8.7
TSBM-42001	2R	1800	8.7
TSBM-48001	2R	1800	8.7
TSBM-48002	2R, 2RD	3040	14.7
TSBM-48003	3R	2700	13.0
TSBM-62001	2R	1800	8.7
TSBM-62002	2R, 2RD	3040	14.7
TSBM-62003	2R, 4RD	4280	20.7
TSBM-62004	3R	2700	13.0
TSBM-62005	3R, 2RD	3940	19.0
TSBM-62006	4R	3600	17.3
TSBM-74001	2R	1800	8.7
TSBM-74002	2R, 2RD	3040	14.7
TSBM-74003	3R	2700	13.0
TSBM-74004	3R, 2RD	3940	19.0
TSBM-74005	4R	3600	17.3
TSBM-74006	5R	4500	21.7
TSBM-84001	2R	1800	8.7
TSBM-84002	2R, 2RD	3040	14.7
TSBM-84003	2R, 4RD	4280	20.7
TSBM-84004	2R, 6RD	5520	26.7
TSBM-84005	3R	2700	13.0
TSBM-84006	3R, 2RD	3940	19.0
TSBM-84007	3R, 4RD	5180	25.0
TSBM-84008	4R	3600	17.3
TSBM-84009	5R	4500	21.7
TSBM-96001	2R	1800	8.7
TSBM-96002	2R, 2RD	3040	14.7
TSBM-96003	2R, 4RD	4280	20.7
TSBM-96004	2R, 6RD	5520	26.7
TSBM-96005	3R	2700	13.0
TSBM-96006	3R, 2RD	3940	19.0
TSBM-96007	3R, 4RD	5180	25.0
TSBM-96008	3R, 6RD	6420	31.0
TSBM-96009	4R	3600	17.3
TSBM-96010	4R, 2RD	4840	23.3
TSBM-96011	4R, 4RD	6080	29.3
TSBM-96012	5R	4500	21.7
TSBM-96013	5R, 2RD	5740	27.7

Interwiring on all banked systems by others.

Above based on 208V; for 120V, 240V or other electrical requirements, please contact your Tarrison representative.