

# Induction - SERVERY SYSTEMS


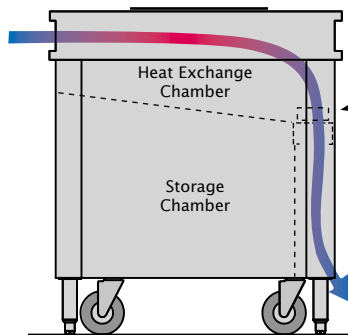
Tarrison Induction Servery Systems provide energy efficiency, safety and performance for your in-line or remote cooking needs. The perfect System for sauté, pasta, omelettes and more, Tarrison provides the widest variety of Induction Systems in the industry. Choose from single or double hobs; flat top or wok; 1800, 2500 or 3500 watts of power.



36" Induction Servery  
Model No. TS1-36004  
shown with optional doors

## Uses:

- Saute and Soup Station
  - Pasta Station
  - Breakfast/Omelette Station
  - And many more
- Available in standard lengths of 24", 30", 36", 42" & 48"
  - Standard depth 32", available 36" and 42" on request - P.O.A.
  - 45 different top configurations available in 3 different wattages by simply choosing from the following Top Guide
  - External fan technology to keep unique heat chamber cool during peak periods



Every Induction Servery unit is supplied with an External Fan Assembly (in addition to the internal fan) to help direct the hot air flow outside the bottom of the Servery.

## Additional Options Available:

- Anti-chip stainless frame for DI-18 and DI-25
- Solid Surface Tops
- Sneeze Guards
- Single and Double Overshelves
- Electrical Load Centre
- Tray Rails
- Kick Plates
- Many more to choose from



Model DI-18-1 1800W\*  
\*1500W in Canada  
Model DI-25-1 2500W  
14.25" x 15.0" OD



Model DI-35-1  
3500W  
15.25" x 15.25" OD



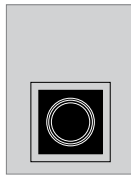
Model DI-60-2  
2 x 3000W  
27.5" x 17.75" OD



Model DW-30-1  
3000W  
comes complete with pan  
15.25" x 15.25" OD

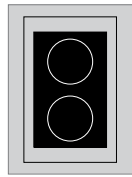
# Top Guide - INDUCTION

24"




TSI-24001  
TSI-24002  
TSI-24003

1800W\*  
2000W  
3000W



2 x 3000W


TSI-24004



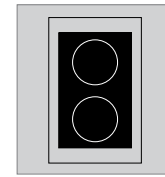
Wok 3000W only

TSI-24005

30"




TSI-30001  
TSI-30002  
TSI-30003



2 x 3000W


TSI-30004



Wok 3000W only


TSI-30005

36"



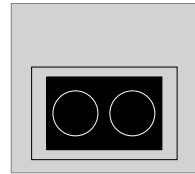
TSI-36001  
TSI-36002  
TSI-36003

1800W\*  
2000W  
3000W



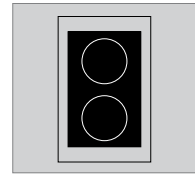
2 x 1500W, 2000W or 3000W

TSI-36004  
TSI-36005  
TSI-36006




2 x 3000W

TSI-36007



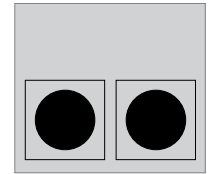
2 x 3000W

TSI-36008



Wok 3000W only

TSI-36009




Woks 2 x 3000W

TSI-36010

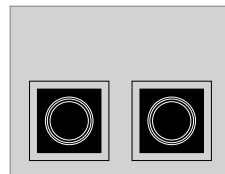
42"

Customer's Side  
Operator's Side



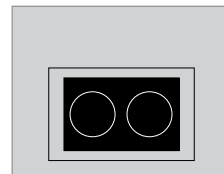
TSI-42001  
TSI-42002  
TSI-42003

1800W\*  
2000W  
3000W



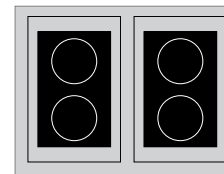
2 x 1500W, 2000W or 3000W

TSI-42004  
TSI-42005  
TSI-42006




2 x 3000W

TSI-42007



4 x 3000W

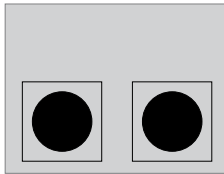
TSI-42008



Specify Position

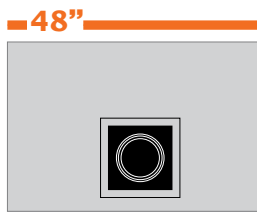
TSI-42009

42"




TSI-42010

1800W\*  
2000W  
3000W



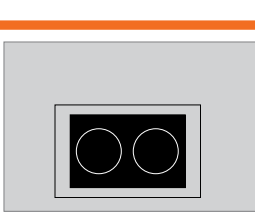
TSI-48001  
TSI-48002  
TSI-48003

TSI-48001  
TSI-48002  
TSI-48003



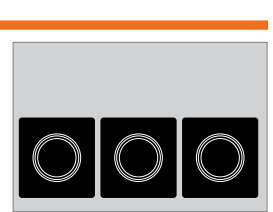
2 x 1500W, 2000W or 3000W

TSI-48004  
TSI-48005  
TSI-48006



2 x 3000W

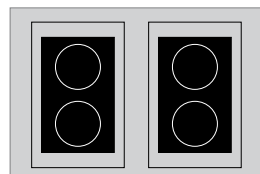
TSI-48007



3 x 1500W or 3 x 2000W

TSI-48008  
TSI-48009


48"



4 x 3000W


TSI-48010

1800W\*  
2000W  
3000W



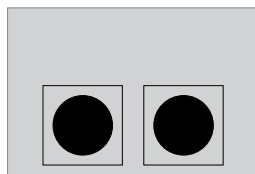
6 x 1500W, 2000W or 3000W

TSI-48011  
TSI-48012  
TSI-48013



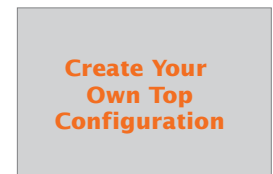
Wok 3000W only

TSI-48014



Woks 2 x 3000W

TSI-48015



Create Your Own Top Configuration

\*1500W in Canada