

Beverage Counters

Tarrison Beverage Counters provide an in-line solution to self serve beverage needs. Built to hold any self-dispensing equipment on the market, these units are built to last and come complete with an integrated drip plate to catch liquid spills. Take your beverage sales to a non-traditional location by using the standard casters supplied and adding a custom décor. The proper presentation can make your beverage sales even more profitable.



Cup Dispenser

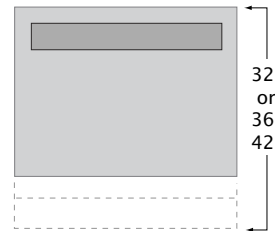
Add a self-leveling drop in Cup Dispenser to remove unsightly stacks of disposable cups. P.O.A.



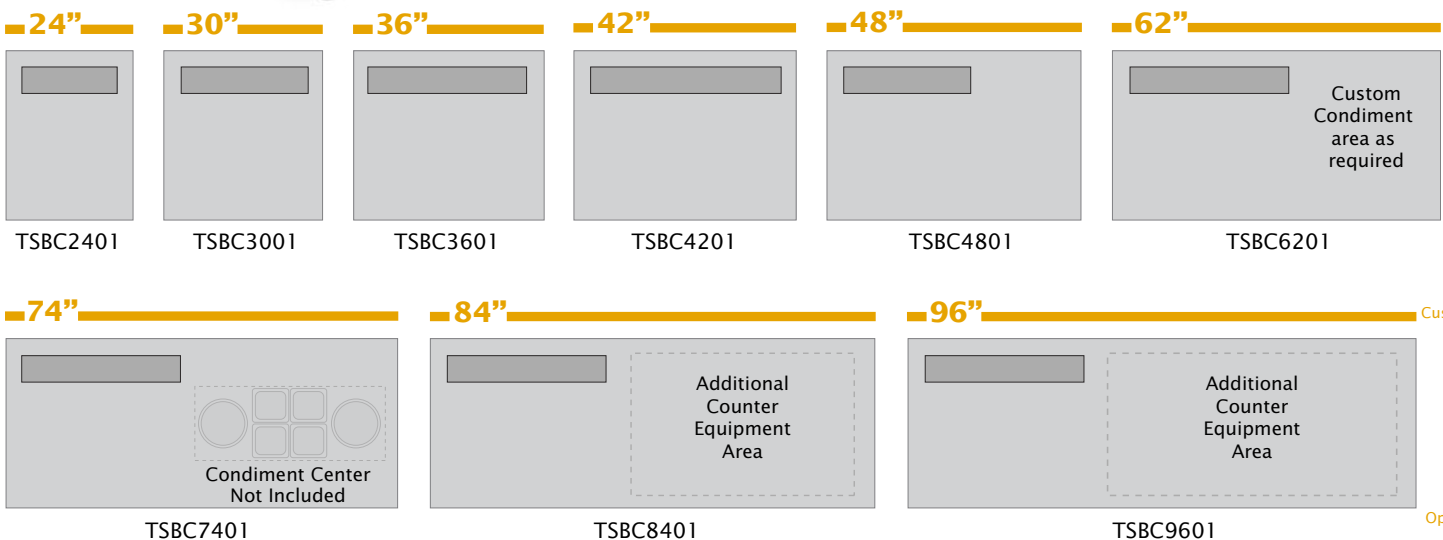
- Available in standard lengths of 24", 30", 36", 42", 62", 74", 84" & 96"
- Standard depth 32", available 36" and 42" on request - P.O.A.
- Re-inforced top for heavy duty use
- Additional dry/hard goods storage
- Specify position and length of Drip Plate at time of order
- See page 31 for Tray Rails



Combine Condiment and Beverage Area



Standard depth 32", available 36" and 42" on request



Condiment Center

Tarrison Condiment Centers provide an organized solution for your customer's condiment needs. Available as either counter top or free standing units to accommodate your facility's requirements, these units can be used in-line or as an island. Use the counter top version to supplement your existing cabinets. Use the free standing version to create a Condiment Center in either a counter top version or drop-in version as shown below.



36" Condiment Station
Model TSCS-3601
shown with optional laminate panel



36", 42" or 48"L x 14"D x 7"H

36" Counter Condiment	Model TSCC3601
42" Counter Condiment	Model TSCC4201
48" Counter Condiment	Model TSCC4801



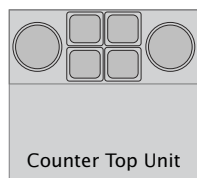
36" Counter Condiment
Model TSCS-3602



48" Condiment Station Model TSCS-4802
shown with optional overshelf

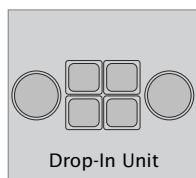
- Available in standard lengths of 36", 42", and 48"
- Standard depth 32", available 36" and 42" on request - P.O.A.
- Standard pan configurations as shown below; custom configurations on request
- Add over-shelves or sneeze guards as required
- Combine with Beverage Counters for complete Centers

36"



Counter Top Unit

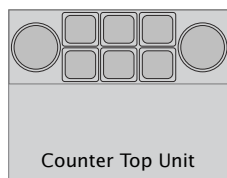
TSCS3601



Drop-In Unit

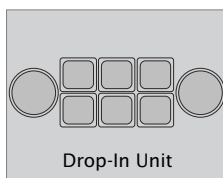
TSCS3602

42"



Counter Top Unit

TSCS4201



Drop-In Unit

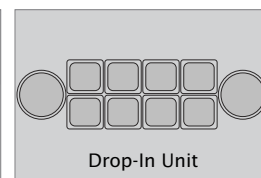
TSCS4202

48"



Counter Top Unit

TSCS4801



Drop-In Unit

TSCS4802